

6504

St. Mary's County MetCom



Grinder Pump Field Inspection Form

Date of Inspection	1/18/24	Inspector Initials mam		
Inspection Number				
Property Address	16032 Thomas Rd			
Weather Conditions	Rain	Snow	<u>Sunny</u>	Cloudy

Does MetCom own the grinder pump?

<u>Yes</u>	No	Unknown, add comments in observations
------------	----	---------------------------------------

What type of pump is this?

Meyers	<u>Barnes</u>	Retrofit	E1
--------	---------------	----------	----

What is the condition of the vault?

Excellent	<u>Good</u>	Fair	Poor	Immediate Action
-----------	-------------	------	------	------------------

What is the condition of the cover?

<u>Good</u>	Missing	Broken	offset
-------------	---------	--------	--------

What type of cover is installed?

Vented	<u>Non-Vented</u>
--------	-------------------

Condition of interior fixtures (guide rails, electrical connections, etc.)

Excellent	<u>Good</u>	Fair	Poor	Immediate Action
-----------	-------------	------	------	------------------

Is an isolation valve present?

Yes	<u>No</u>
-----	-----------

What is the condition of the electrical panel?

Excellent	<u>Good</u>	Fair	Poor	Immediate Action
-----------	-------------	------	------	------------------

Is the audible alarm present and functioning?

Yes	No	<u>Present, but not tested</u>
-----	----	--------------------------------

Is the visible alarm present and functioning?

Yes	No	<u>Present, but not tested</u>
-----	----	--------------------------------

Are there any accessibility issues (shrubs, trees, fences)?

Yes, note issues below in observations	<u>No</u>
--	-----------

Are there any obvious signs of I&I (ie. clearwater flow)?

<u>No signs of I&I</u>	Minor signs of I&I (weeping or trickle)	Major (gushing)
----------------------------	---	-----------------

Other Observations, any "Immediate Action" taken should be described:

Repairs needed (if any) and estimated schedule for completion:

Photos should be sent to opadmin@metcom.org with the address of the grinder pump in the subject line. One photo should be taken of each defect or identified action item(s).

6507

St. Mary's County MetCom

Grinder Pump Field Inspection Form



Date of Inspection	1/18/24	Inspector Initials	mm
Inspection Number			
Property Address	16040 Thomas Rd		
Weather Conditions	Rain	Snow	Sunny
			Cloudy

Does MetCom own the grinder pump?

Yes	No	Unknown, add comments in observations
-----	----	---------------------------------------

What type of pump is this?

Meyers	Barnes	Retrofit	E1
--------	--------	----------	----

What is the condition of the vault?

Excellent	Good	Fair	Poor	Immediate Action
-----------	------	------	------	------------------

What is the condition of the cover?

Good	Missing	Broken	offset
------	---------	--------	--------

What type of cover is installed?

Vented	Non-Vented
--------	------------

Condition of interior fixtures (guide rails, electrical connections, etc.)

Excellent	Good	Fair	Poor	Immediate Action
-----------	------	------	------	------------------

Is an isolation valve present?

Yes	No
-----	----

What is the condition of the electrical panel?

Excellent	Good	Fair	Poor	Immediate Action
-----------	------	------	------	------------------

Is the audible alarm present and functioning?

Yes	No	Present, but not tested
-----	----	-------------------------

Is the visible alarm present and functioning?

Yes	No	Present, but not tested
-----	----	-------------------------

Are there any accessibility issues (shrubs, trees, fences)?

Yes, note issues below in observations	No
--	----

Are there any obvious signs of I&I (ie. clearwater flow)?

No signs of I&I	Minor signs of I&I (weeping or trickle)	Major (gushing)
-----------------	---	-----------------


Other Observations, any "Immediate Action" taken should be described:

Repairs needed (if any) and estimated schedule for completion:

Photos should be sent to opadmin@metcom.org with the address of the grinder pump in the subject line. One photo should be taken of each defect or identified action item(s).

St. Mary's County MetCom

6509 #1
6510 #2



Grinder Pump Field Inspection Form

Date of Inspection	1/18/24	Inspector Initials	mm
Inspection Number			
Property Address	16048 THOMAS RD		
Weather Conditions	Rain	Snow	<u>Sunny</u> Cloudy

2 VAULTS ON SAME ADDRESS

Does MetCom own the grinder pump?

<u>Yes</u>	No	Unknown, add comments in observations
------------	----	---------------------------------------

What type of pump is this?

Meyers	<u>Barnes</u>	Retrofit	E1
--------	---------------	----------	----

What is the condition of the vault?

Excellent	<u>Good</u>	Fair	Poor	Immediate Action
-----------	-------------	------	------	------------------

What is the condition of the cover?

<u>Good</u>	Missing	Broken	offset
-------------	---------	--------	--------

What type of cover is installed?

Vented	<u>Non-Vented</u>
--------	-------------------

Condition of interior fixtures (guide rails, electrical connections, etc.)

Excellent	<u>Good</u>	Fair	Poor	Immediate Action
-----------	-------------	------	------	------------------

Is an isolation valve present?

Yes	<u>No</u>
-----	-----------

What is the condition of the electrical panel?

Excellent	Good	Fair	Poor	Immediate Action
-----------	------	------	------	------------------

Is the audible alarm present and functioning?

Yes	No	Present, but not tested
-----	----	-------------------------

Is the visible alarm present and functioning?

Yes	No	Present, but not tested
-----	----	-------------------------

Are there any accessibility issues (shrubs, trees, fences)?

Yes, note issues below in observations	No
--	----

Are there any obvious signs of I&I (ie. clearwater flow)?

No signs of I&I	Minor signs of I&I (weeping or trickle)	Major (gushing)
-----------------	---	-----------------

Other Observations, any "Immediate Action" taken should be described:

Repairs needed (if any) and estimated schedule for completion:

Photos should be sent to opadmin@metcom.org with the address of the grinder pump in the subject line. One photo should be taken of each defect or identified action item(s).

6512

St. Mary's County MetCom

Grinder Pump Field Inspection Form



Date of Inspection	1/18/24	Inspector Initials	mm
Inspection Number			
Property Address	16054 THOMAS RD		
Weather Conditions	Rain	Snow	Sunny
			Cloudy

Does MetCom own the grinder pump?

<input checked="" type="radio"/> Yes	<input type="radio"/> No	Unknown, add comments in observations
--------------------------------------	--------------------------	---------------------------------------

What type of pump is this?

<input type="radio"/> Meyers	<input checked="" type="radio"/> Barnes	<input type="radio"/> Retrofit	<input type="radio"/> E1
------------------------------	---	--------------------------------	--------------------------

What is the condition of the vault?

<input type="radio"/> Excellent	<input checked="" type="radio"/> Good	<input type="radio"/> Fair	<input type="radio"/> Poor	<input type="radio"/> Immediate Action
---------------------------------	---------------------------------------	----------------------------	----------------------------	--

What is the condition of the cover?

<input checked="" type="radio"/> Good	<input type="radio"/> Missing	<input type="radio"/> Broken	<input type="radio"/> offset
---------------------------------------	-------------------------------	------------------------------	------------------------------

What type of cover is installed?

<input type="radio"/> Vented	<input checked="" type="radio"/> Non-Vented
------------------------------	---

Condition of interior fixtures (guide rails, electrical connections, etc.)

<input type="radio"/> Excellent	<input checked="" type="radio"/> Good	<input type="radio"/> Fair	<input type="radio"/> Poor	<input type="radio"/> Immediate Action
---------------------------------	---------------------------------------	----------------------------	----------------------------	--

Is an isolation valve present?

<input type="radio"/> Yes	<input checked="" type="radio"/> No
---------------------------	-------------------------------------

What is the condition of the electrical panel?

Excellent	Good	Fair	Poor	Immediate Action
-----------	------	------	------	------------------

Is the audible alarm present and functioning?

Yes	No	Present, but not tested
-----	----	-------------------------

Is the visible alarm present and functioning?

Yes	No	Present, but not tested
-----	----	-------------------------

Are there any accessibility issues (shrubs, trees, fences)?

Yes, note issues below in observations	No
--	----

Are there any obvious signs of I&I (ie. clearwater flow)?

No signs of I&I	Minor signs of I&I (weeping or trickle)	Major (gushing)
-----------------	---	-----------------

Other Observations, any "Immediate Action" taken should be described:

Repairs needed (if any) and estimated schedule for completion:

Photos should be sent to opadmin@metcom.org with the address of the grinder pump in the subject line. One photo should be taken of each defect or identified action item(s).

6514

St. Mary's County MetCom

Grinder Pump Field Inspection Form



Date of Inspection	11/16/24	Inspector Initials	mem
Inspection Number			
Property Address	16056 Thomas Rd		
Weather Conditions	Rain	Snow	Sunny
			Cloudy

Does MetCom own the grinder pump?

<input checked="" type="radio"/> Yes	<input type="radio"/> No	Unknown, add comments in observations
--------------------------------------	--------------------------	---------------------------------------

What type of pump is this?

<input type="radio"/> Meyers	<input checked="" type="radio"/> Barnes	<input type="radio"/> Retrofit	<input type="radio"/> E1
------------------------------	---	--------------------------------	--------------------------

What is the condition of the vault?

<input type="radio"/> Excellent	<input checked="" type="radio"/> Good	<input type="radio"/> Fair	<input type="radio"/> Poor	<input type="radio"/> Immediate Action
---------------------------------	---------------------------------------	----------------------------	----------------------------	--

What is the condition of the cover?

<input checked="" type="radio"/> Good	<input type="radio"/> Missing	<input type="radio"/> Broken	<input type="radio"/> offset
---------------------------------------	-------------------------------	------------------------------	------------------------------

What type of cover is installed?

<input type="radio"/> Vented	<input checked="" type="radio"/> Non-Vented
------------------------------	---

Condition of interior fixtures (guide rails, electrical connections, etc.)

<input type="radio"/> Excellent	<input checked="" type="radio"/> Good	<input type="radio"/> Fair	<input type="radio"/> Poor	<input type="radio"/> Immediate Action
---------------------------------	---------------------------------------	----------------------------	----------------------------	--

Is an isolation valve present?

<input type="radio"/> Yes	<input checked="" type="radio"/> No
---------------------------	-------------------------------------

What is the condition of the electrical panel?

Excellent	Good	Fair	Poor	Immediate Action
-----------	------	------	------	------------------

Is the audible alarm present and functioning?

Yes	No	Present, but not tested
-----	----	-------------------------

Is the visible alarm present and functioning?

Yes	No	Present, but not tested
-----	----	-------------------------

Are there any accessibility issues (shrubs, trees, fences)?

Yes, note issues below in observations	No
--	----

Are there any obvious signs of I&I (ie. clearwater flow)?

No signs of I&I	Minor signs of I&I (weeping or trickle)	Major (gushing)
-----------------	---	-----------------

Other Observations, any "Immediate Action" taken should be described:

Repairs needed (if any) and estimated schedule for completion:

Photos should be sent to opadmin@metcom.org with the address of the grinder pump in the subject line. One photo should be taken of each defect or identified action item(s).

6516

St. Mary's County MetCom

Grinder Pump Field Inspection Form



Date of Inspection	1/16/24	Inspector Initials	mm
Inspection Number			
Property Address	14076 Thomas Rd		
Weather Conditions	Rain	Snow	Sunny
			Cloudy

Does MetCom own the grinder pump?

<input checked="" type="radio"/> Yes	<input type="radio"/> No	<input type="radio"/> Unknown, add comments in observations
--------------------------------------	--------------------------	---

What type of pump is this?

<input type="radio"/> Meyers	<input checked="" type="radio"/> Barnes	<input type="radio"/> Retrofit	<input type="radio"/> E1
------------------------------	---	--------------------------------	--------------------------

What is the condition of the vault?

<input type="radio"/> Excellent	<input checked="" type="radio"/> Good	<input type="radio"/> Fair	<input type="radio"/> Poor	<input type="radio"/> Immediate Action
---------------------------------	---------------------------------------	----------------------------	----------------------------	--

What is the condition of the cover?

<input checked="" type="radio"/> Good	<input type="radio"/> Missing	<input type="radio"/> Broken	<input type="radio"/> offset
---------------------------------------	-------------------------------	------------------------------	------------------------------

What type of cover is installed?

<input type="radio"/> Vented	<input checked="" type="radio"/> Non-Vented
------------------------------	---

Condition of interior fixtures (guide rails, electrical connections, etc.)

<input type="radio"/> Excellent	<input checked="" type="radio"/> Good	<input type="radio"/> Fair	<input type="radio"/> Poor	<input type="radio"/> Immediate Action
---------------------------------	---------------------------------------	----------------------------	----------------------------	--

Is an isolation valve present?

<input type="radio"/> Yes	<input checked="" type="radio"/> No
---------------------------	-------------------------------------

What is the condition of the electrical panel?

Excellent	Good	Fair	Poor	Immediate Action
-----------	------	------	------	------------------

Is the audible alarm present and functioning?

Yes	No	Present, but not tested
-----	----	-------------------------

Is the visible alarm present and functioning?

Yes	No	Present, but not tested
-----	----	-------------------------

Are there any accessibility issues (shrubs, trees, fences)?

Yes, note issues below in observations	No
--	----

Are there any obvious signs of I&I (ie. clearwater flow)?

No signs of I&I	Minor signs of I&I (weeping or trickle)	Major (gushing)
-----------------	---	-----------------


Other Observations, any "Immediate Action" taken should be described:

Repairs needed (if any) and estimated schedule for completion:

Photos should be sent to opadmin@metcom.org with the address of the grinder pump in the subject line. One photo should be taken of each defect or identified action item(s).

6518

St. Mary's County MetCom



Grinder Pump Field Inspection Form

<i>Date of Inspection</i>	1/18/24	<i>Inspector Initials</i>	mm
<i>Inspection Number</i>			
<i>Property Address</i>	16084 Thomas es		
<i>Weather Conditions</i>	Rain	Snow	<u>Sunny</u> Cloudy

Does MetCom own the grinder pump?

<u>Yes</u>	No	Unknown, add comments in observations
------------	----	---------------------------------------

What type of pump is this?

Meyers	<u>Barnes</u>	Retrofit	E1
--------	---------------	----------	----

What is the condition of the vault?

Excellent	<u>Good</u>	Fair	Poor	Immediate Action
-----------	-------------	------	------	------------------

What is the condition of the cover?

<u>Good</u>	Missing	Broken	offset
-------------	---------	--------	--------

What type of cover is installed?

Vented	<u>Non-Vented</u>
--------	-------------------

Condition of interior fixtures (guide rails, electrical connections, etc.)

Excellent	<u>Good</u>	Fair	Poor	Immediate Action
-----------	-------------	------	------	------------------

Is an isolation valve present?

Yes	<u>No</u>
-----	-----------

What is the condition of the electrical panel?

Excellent	Good	Fair	Poor	Immediate Action
-----------	------	------	------	------------------

Is the audible alarm present and functioning?

Yes	No	Present, but not tested
-----	----	-------------------------

Is the visible alarm present and functioning?

Yes	No	Present, but not tested
-----	----	-------------------------

Are there any accessibility issues (shrubs, trees, fences)?

Yes, note issues below in observations	No
--	----

Are there any obvious signs of I&I (ie. clearwater flow)?

No signs of I&I	Minor signs of I&I (weeping or trickle)	Major (gushing)
-----------------	---	-----------------

Other Observations, any "Immediate Action" taken should be described:


Repairs needed (if any) and estimated schedule for completion:

Photos should be sent to opadmin@metcom.org with the address of the grinder pump in the subject line. One photo should be taken of each defect or identified action item(s).

6521

St. Mary's County MetCom

Grinder Pump Field Inspection Form



Date of Inspection	11/22/24	Inspector Initials	mm
Inspection Number			
Property Address	16087 Thomas Rd		
Weather Conditions	Rain	Snow	<u>Sunny</u> Cloudy

Does MetCom own the grinder pump?

<u>Yes</u>	No	Unknown, add comments in observations
------------	----	---------------------------------------

What type of pump is this?

Meyers	<u>Barnes</u>	Retrofit	E1
--------	---------------	----------	----

What is the condition of the vault?

Excellent	<u>Good</u>	Fair	Poor	Immediate Action
-----------	-------------	------	------	------------------

What is the condition of the cover?

<u>Good</u>	Missing	Broken	offset
-------------	---------	--------	--------

What type of cover is installed?

Vented	<u>Non-Vented</u>
--------	-------------------

Condition of interior fixtures (guide rails, electrical connections, etc.)

Excellent	<u>Good</u>	Fair	Poor	Immediate Action
-----------	-------------	------	------	------------------

Is an isolation valve present?

Yes	<u>No</u>
-----	-----------

What is the condition of the electrical panel?

Excellent	Good	Fair	Poor	Immediate Action
-----------	------	------	------	------------------

Is the audible alarm present and functioning?

Yes	No	Present, but not tested
-----	----	-------------------------

Is the visible alarm present and functioning?

Yes	No	Present, but not tested
-----	----	-------------------------

Are there any accessibility issues (shrubs, trees, fences)?

Yes, note issues below in observations	No
--	----

Are there any obvious signs of I&I (ie. clearwater flow)?

No signs of I&I	Minor signs of I&I (weeping or trickle)	Major (gushing)
-----------------	---	-----------------

Other Observations, any "Immediate Action" taken should be described:

Repairs needed (if any) and estimated schedule for completion:

Photos should be sent to opadmin@metcom.org with the address of the grinder pump in the subject line. One photo should be taken of each defect or identified action item(s).

6522

St. Mary's County MetCom

Grinder Pump Field Inspection Form



Date of Inspection	1/18/24	Inspector Initials	mm
Inspection Number			
Property Address	16088 THOMAS RD		
Weather Conditions	Rain	Snow	Sunny
			Cloudy

Does MetCom own the grinder pump?

<input checked="" type="radio"/> Yes	<input type="radio"/> No	<input type="radio"/> Unknown, add comments in observations
--------------------------------------	--------------------------	---

What type of pump is this?

<input type="radio"/> Meyers	<input checked="" type="radio"/> Barnes	<input type="radio"/> Retrofit	<input type="radio"/> E1
------------------------------	---	--------------------------------	--------------------------

What is the condition of the vault?

<input type="radio"/> Excellent	<input checked="" type="radio"/> Good	<input type="radio"/> Fair	<input type="radio"/> Poor	<input type="radio"/> Immediate Action
---------------------------------	---------------------------------------	----------------------------	----------------------------	--

What is the condition of the cover?

<input checked="" type="radio"/> Good	<input type="radio"/> Missing	<input type="radio"/> Broken	<input type="radio"/> offset
---------------------------------------	-------------------------------	------------------------------	------------------------------

What type of cover is installed?

<input type="radio"/> Vented	<input checked="" type="radio"/> Non-Vented
------------------------------	---

Condition of interior fixtures (guide rails, electrical connections, etc.)

<input type="radio"/> Excellent	<input checked="" type="radio"/> Good	<input type="radio"/> Fair	<input type="radio"/> Poor	<input type="radio"/> Immediate Action
---------------------------------	---------------------------------------	----------------------------	----------------------------	--

Is an isolation valve present?

<input type="radio"/> Yes	<input checked="" type="radio"/> No
---------------------------	-------------------------------------

What is the condition of the electrical panel?

Excellent	Good	Fair	Poor	Immediate Action
-----------	------	------	------	------------------

Is the audible alarm present and functioning?

Yes	No	Present, but not tested
-----	----	-------------------------

Is the visible alarm present and functioning?

Yes	No	Present, but not tested
-----	----	-------------------------

Are there any accessibility issues (shrubs, trees, fences)?

Yes, note issues below in observations	No
--	----

Are there any obvious signs of I&I (ie. clearwater flow)?

No signs of I&I	Minor signs of I&I (weeping or trickle)	Major (gushing)
-----------------	---	-----------------

Other Observations, any "Immediate Action" taken should be described:


Repairs needed (if any) and estimated schedule for completion:

Photos should be sent to opadmin@metcom.org with the address of the grinder pump in the subject line. One photo should be taken of each defect or identified action item(s).

6524

St. Mary's County MetCom

Grinder Pump Field Inspection Form



Date of Inspection	11/22/21	Inspector Initials	mm
Inspection Number			
Property Address	16093 Thomas Rd		
Weather Conditions	Rain	Snow	Sunny
			Cloudy

Does MetCom own the grinder pump?

<input checked="" type="radio"/> Yes	<input type="radio"/> No	<input type="checkbox"/> Unknown, add comments in observations
--------------------------------------	--------------------------	--

What type of pump is this?

<input checked="" type="radio"/> Meyers	<input type="radio"/> Barnes	<input type="radio"/> Retrofit	<input type="radio"/> E1
---	------------------------------	--------------------------------	--------------------------

What is the condition of the vault?

<input type="radio"/> Excellent	<input checked="" type="radio"/> Good	<input type="radio"/> Fair	<input type="radio"/> Poor	<input type="radio"/> Immediate Action
---------------------------------	---------------------------------------	----------------------------	----------------------------	--

What is the condition of the cover?

<input checked="" type="radio"/> Good	<input type="radio"/> Missing	<input type="radio"/> Broken	<input type="radio"/> offset
---------------------------------------	-------------------------------	------------------------------	------------------------------

What type of cover is installed?

<input type="radio"/> Vented	<input checked="" type="radio"/> Non-Vented
------------------------------	---

Condition of interior fixtures (guide rails, electrical connections, etc.)

<input type="radio"/> Excellent	<input checked="" type="radio"/> Good	<input type="radio"/> Fair	<input type="radio"/> Poor	<input type="radio"/> Immediate Action
---------------------------------	---------------------------------------	----------------------------	----------------------------	--

Is an isolation valve present?

<input checked="" type="radio"/> Yes	<input type="radio"/> No
--------------------------------------	--------------------------

What is the condition of the electrical panel?

Excellent	Good	Fair	Poor	Immediate Action
-----------	------	------	------	------------------

Is the audible alarm present and functioning?

Yes	No	Present, but not tested
-----	----	-------------------------

Is the visible alarm present and functioning?

Yes	No	Present, but not tested
-----	----	-------------------------

Are there any accessibility issues (shrubs, trees, fences)?

Yes, note issues below in observations	No
--	----

Are there any obvious signs of I&I (ie. clearwater flow)?

No signs of I&I	Minor signs of I&I (weeping or trickle)	Major (gushing)
-----------------	---	-----------------

Other Observations, any "Immediate Action" taken should be described:

Repairs needed (if any) and estimated schedule for completion:

BUSHES IN FRONT OF ELECTRICAL PANEL

Photos should be sent to opadmin@metcom.org with the address of the grinder pump in the subject line. One photo should be taken of each defect or identified action item(s).

St. Mary's County MetCom

0525



Grinder Pump Field Inspection Form

Date of Inspection	1/22/24	Inspector Initials	mzm
Inspection Number			
Property Address	16098 Thomas rd		
Weather Conditions	Rain	Snow	<u>Sunny</u> Cloudy

Does MetCom own the grinder pump?

<u>Yes</u>	No	Unknown, add comments in observations
------------	----	---------------------------------------

What type of pump is this?

Meyers	<u>Barnes</u>	Retrofit	E1
--------	---------------	----------	----

What is the condition of the vault?

Excellent	<u>Good</u>	Fair	Poor	Immediate Action
-----------	-------------	------	------	------------------

What is the condition of the cover?

<u>Good</u>	Missing	Broken	offset
-------------	---------	--------	--------

What type of cover is installed?

Vented	<u>Non-Vented</u>
--------	-------------------

Condition of interior fixtures (guide rails, electrical connections, etc.)

Excellent	<u>Good</u>	Fair	Poor	Immediate Action
-----------	-------------	------	------	------------------

Is an isolation valve present?

Yes	<u>No</u>
-----	-----------

What is the condition of the electrical panel?

Excellent	Good	Fair	Poor	Immediate Action
-----------	------	------	------	------------------

Is the audible alarm present and functioning?

Yes	No	Present, but not tested
-----	----	-------------------------

Is the visible alarm present and functioning?

Yes	No	Present, but not tested
-----	----	-------------------------

Are there any accessibility issues (shrubs, trees, fences)?

Yes, note issues below in observations	No
--	----

Are there any obvious signs of I&I (ie. clearwater flow)?

No signs of I&I	Minor signs of I&I (weeping or trickle)	Major (gushing)
-----------------	---	-----------------


Other Observations, any "Immediate Action" taken should be described:

Repairs needed (if any) and estimated schedule for completion:

Photos should be sent to opadmin@metcom.org with the address of the grinder pump in the subject line. One photo should be taken of each defect or identified action item(s).

St. Mary's County MetCom

6526



Grinder Pump Field Inspection Form

Date of Inspection	1/16/24	Inspector Initials	mm
Inspection Number			
Property Address	16100 Thomas Rd		
Weather Conditions	Rain	Snow	<u>Sunny</u> Cloudy

Does MetCom own the grinder pump?

<u>Yes</u>	No	Unknown, add comments in observations
------------	----	---------------------------------------

What type of pump is this?

Meyers	<u>Barnes</u>	Retrofit	E1
--------	---------------	----------	----

What is the condition of the vault?

Excellent	<u>Good</u>	Fair	Poor	Immediate Action
-----------	-------------	------	------	------------------

What is the condition of the cover?

<u>Good</u>	Missing	Broken	offset
-------------	---------	--------	--------

What type of cover is installed?

Vented	<u>Non-Vented</u>
--------	-------------------

Condition of interior fixtures (guide rails, electrical connections, etc.)

Excellent	<u>Good</u>	Fair	Poor	Immediate Action
-----------	-------------	------	------	------------------

Is an isolation valve present?

Yes	<u>No</u>
-----	-----------

What is the condition of the electrical panel?

Excellent	Good	Fair	Poor	Immediate Action
-----------	------	------	------	------------------

Is the audible alarm present and functioning?

Yes	No	Present, but not tested
-----	----	-------------------------

Is the visible alarm present and functioning?

Yes	No	Present, but not tested
-----	----	-------------------------

Are there any accessibility issues (shrubs, trees, fences)?

Yes, note issues below in observations	No
--	----

Are there any obvious signs of I&I (ie. clearwater flow)?

No signs of I&I	Minor signs of I&I (weeping or trickle)	Major (gushing)
-----------------	---	-----------------

Other Observations, any "Immediate Action" taken should be described:

Repairs needed (if any) and estimated schedule for completion:

BUSHES IN FRONT OF PANEL

Photos should be sent to opadmin@metcom.org with the address of the grinder pump in the subject line. One photo should be taken of each defect or identified action item(s).

St. Mary's County MetCom

Grinder Pump Field Inspection Form



Date of Inspection	11/22/24	Inspector Initials	mm
Inspection Number			
Property Address	16105 Thomas Rd		
Weather Conditions	Rain	Snow	<u>Sunny</u> Cloudy

Does MetCom own the grinder pump?

<u>Yes</u>	No	Unknown, add comments in observations
------------	----	---------------------------------------

What type of pump is this?

<u>Meyers</u>	Barnes	Retrofit	E1
---------------	--------	----------	----

What is the condition of the vault?

Excellent	<u>Good</u>	Fair	Poor	Immediate Action
-----------	-------------	------	------	------------------

What is the condition of the cover?

<u>Good</u>	Missing	Broken	offset
-------------	---------	--------	--------

What type of cover is installed?

Vented	<u>Non-Vented</u>
--------	-------------------

Condition of interior fixtures (guide rails, electrical connections, etc.)

Excellent	<u>Good</u>	Fair	Poor	Immediate Action
-----------	-------------	------	------	------------------

Is an isolation valve present?

Yes	<u>No</u>
-----	-----------

What is the condition of the electrical panel?

Excellent	Good	Fair	Poor	Immediate Action
-----------	------	------	------	------------------

Is the audible alarm present and functioning?

Yes	No	Present, but not tested
-----	----	-------------------------

Is the visible alarm present and functioning?

Yes	No	Present, but not tested
-----	----	-------------------------

Are there any accessibility issues (shrubs, trees, fences)?

Yes, note issues below in observations	No
--	----

Are there any obvious signs of I&I (ie. clearwater flow)?

No signs of I&I	Minor signs of I&I (weeping or trickle)	Major (gushing)
-----------------	---	-----------------

Other Observations, any "Immediate Action" taken should be described:

Repairs needed (if any) and estimated schedule for completion:

Photos should be sent to opadmin@metcom.org with the address of the grinder pump in the subject line. One photo should be taken of each defect or identified action item(s).

6528

St. Mary's County MetCom

Grinder Pump Field Inspection Form



Date of Inspection	1/22/24	Inspector Initials	mm
Inspection Number			
Property Address	16113 Thomas Rd		
Weather Conditions	Rain	Snow	<u>Sunny</u> Cloudy

Does MetCom own the grinder pump?

<u>Yes</u>	No	Unknown, add comments in observations
------------	----	---------------------------------------

What type of pump is this?

Meyers	<u>Barnes</u>	Retrofit	E1
--------	---------------	----------	----

What is the condition of the vault?

Excellent	<u>Good</u>	Fair	Poor	Immediate Action
-----------	-------------	------	------	------------------

What is the condition of the cover?

<u>Good</u>	Missing	Broken	offset
-------------	---------	--------	--------

What type of cover is installed?

Vented	<u>Non-Vented</u>
--------	-------------------

Condition of interior fixtures (guide rails, electrical connections, etc.)

Excellent	<u>Good</u>	Fair	Poor	Immediate Action
-----------	-------------	------	------	------------------

Is an isolation valve present?

<u>Yes</u>	No
------------	----

What is the condition of the electrical panel?

Excellent	Good	Fair	Poor	Immediate Action
-----------	------	------	------	------------------

Is the audible alarm present and functioning?

Yes	No	Present, but not tested
-----	----	-------------------------

Is the visible alarm present and functioning?

Yes	No	Present, but not tested
-----	----	-------------------------

Are there any accessibility issues (shrubs, trees, fences)?

Yes, note issues below in observations	No
--	----

Are there any obvious signs of I&I (ie. clearwater flow)?

No signs of I&I	Minor signs of I&I (weeping or trickle)	Major (gushing)
-----------------	---	-----------------

Other Observations, any "Immediate Action" taken should be described:


Repairs needed (if any) and estimated schedule for completion:

BUSHES AND FENCES IN FRONT OF ELECTRICAL PANEL

Photos should be sent to opadmin@metcom.org with the address of the grinder pump in the subject line. One photo should be taken of each defect or identified action item(s).

6530

St. Mary's County MetCom



Grinder Pump Field Inspection Form

Date of Inspection	1/12/24	Inspector Initials	mm
Inspection Number			
Property Address	16114 Thomas Rd		
Weather Conditions	Rain	Snow	Sunny
			Cloudy

Does MetCom own the grinder pump?

<input checked="" type="radio"/> Yes	<input type="radio"/> No	<input type="checkbox"/> Unknown, add comments in observations
--------------------------------------	--------------------------	--

What type of pump is this?

<input type="checkbox"/> Meyers	<input checked="" type="checkbox"/> Barnes	<input type="checkbox"/> Retrofit	<input type="checkbox"/> E1
---------------------------------	--	-----------------------------------	-----------------------------

What is the condition of the vault?

<input type="checkbox"/> Excellent	<input checked="" type="checkbox"/> Good	<input type="checkbox"/> Fair	<input type="checkbox"/> Poor	<input type="checkbox"/> Immediate Action
------------------------------------	--	-------------------------------	-------------------------------	---

What is the condition of the cover?

<input checked="" type="checkbox"/> Good	<input type="checkbox"/> Missing	<input type="checkbox"/> Broken	<input type="checkbox"/> offset
--	----------------------------------	---------------------------------	---------------------------------

What type of cover is installed?

<input type="checkbox"/> Vented	<input checked="" type="checkbox"/> Non-Vented
---------------------------------	--

Condition of interior fixtures (guide rails, electrical connections, etc.)

<input type="checkbox"/> Excellent	<input checked="" type="checkbox"/> Good	<input type="checkbox"/> Fair	<input type="checkbox"/> Poor	<input type="checkbox"/> Immediate Action
------------------------------------	--	-------------------------------	-------------------------------	---

Is an isolation valve present?

<input type="checkbox"/> Yes	<input checked="" type="checkbox"/> No
------------------------------	--

What is the condition of the electrical panel?

Excellent	Good	Fair	Poor	Immediate Action
-----------	------	------	------	------------------

Is the audible alarm present and functioning?

Yes	No	Present, but not tested
-----	----	-------------------------

Is the visible alarm present and functioning?

Yes	No	Present, but not tested
-----	----	-------------------------

Are there any accessibility issues (shrubs, trees, fences)?

Yes, note issues below in observations	No
--	----

Are there any obvious signs of I&I (ie. clearwater flow)?

No signs of I&I	Minor signs of I&I (weeping or trickle)	Major (gushing)
-----------------	---	-----------------

Other Observations, any "Immediate Action" taken should be described:

Repairs needed (if any) and estimated schedule for completion:

Photos should be sent to opadmin@metcom.org with the address of the grinder pump in the subject line. One photo should be taken of each defect or identified action item(s).



Grinder Pump Field Inspection Form

Date of Inspection	1/22/24	Inspector Initials	mm
Inspection Number			
Property Address	16124 THOMAS RD		
Weather Conditions	Rain	Snow	Sunny
			Cloudy

Does MetCom own the grinder pump?

<input checked="" type="radio"/> Yes	<input type="radio"/> No	<input type="checkbox"/> Unknown, add comments in observations
--------------------------------------	--------------------------	--

What type of pump is this?

<input type="checkbox"/> Meyers	<input checked="" type="checkbox"/> Barnes	<input type="checkbox"/> Retrofit	<input type="checkbox"/> E1
---------------------------------	--	-----------------------------------	-----------------------------

What is the condition of the vault?

<input type="checkbox"/> Excellent	<input checked="" type="checkbox"/> Good	<input type="checkbox"/> Fair	<input type="checkbox"/> Poor	<input type="checkbox"/> Immediate Action
------------------------------------	--	-------------------------------	-------------------------------	---

What is the condition of the cover?

<input checked="" type="checkbox"/> Good	<input type="checkbox"/> Missing	<input type="checkbox"/> Broken	<input type="checkbox"/> offset
--	----------------------------------	---------------------------------	---------------------------------

What type of cover is installed?

<input type="checkbox"/> Vented	<input checked="" type="checkbox"/> Non-Vented
---------------------------------	--

Condition of interior fixtures (guide rails, electrical connections, etc.)

<input type="checkbox"/> Excellent	<input checked="" type="checkbox"/> Good	<input type="checkbox"/> Fair	<input type="checkbox"/> Poor	<input type="checkbox"/> Immediate Action
------------------------------------	--	-------------------------------	-------------------------------	---

Is an isolation valve present?

<input type="checkbox"/> Yes	<input checked="" type="checkbox"/> No
------------------------------	--

What is the condition of the electrical panel?

Excellent	Good	Fair	Poor	Immediate Action
-----------	------	------	------	------------------

Is the audible alarm present and functioning?

Yes	No	Present, but not tested
-----	----	-------------------------

Is the visible alarm present and functioning?

Yes	No	Present, but not tested
-----	----	-------------------------

Are there any accessibility issues (shrubs, trees, fences)?

Yes, note issues below in observations	No
--	----

Are there any obvious signs of I&I (ie. clearwater flow)?

No signs of I&I	Minor signs of I&I (weeping or trickle)	Major (gushing)
-----------------	---	-----------------

Other Observations, any "Immediate Action" taken should be described:

Repairs needed (if any) and estimated schedule for completion:

Photos should be sent to opadmin@metcom.org with the address of the grinder pump in the subject line. One photo should be taken of each defect or identified action item(s).

6539

W031829

St. Mary's County MetCom

Grinder Pump Field Inspection Form



Date of Inspection	11/22/24	Inspector Initials	mam
Inspection Number			
Property Address	16130 16111	THOMAS RD	
Weather Conditions	Rain	Snow	<u>Sunny</u> Cloudy

Does MetCom own the grinder pump?

<u>Yes</u>	No	Unknown, add comments in observations
------------	----	---------------------------------------

What type of pump is this?

Meyers	<u>Barnes</u>	Retrofit	E1
--------	---------------	----------	----

What is the condition of the vault?

Excellent	<u>Good</u>	Fair	Poor	Immediate Action
-----------	-------------	------	------	------------------

What is the condition of the cover?

<u>Good</u>	Missing	Broken	offset
-------------	---------	--------	--------

What type of cover is installed?

<u>Vented</u>	Non-Vented
---------------	------------

Condition of interior fixtures (guide rails, electrical connections, etc.)

Excellent	<u>Good</u>	Fair	Poor	Immediate Action
-----------	-------------	------	------	------------------

Is an isolation valve present?

Yes	<u>No</u>
-----	-----------

What is the condition of the electrical panel?

Excellent	Good	Fair	Poor	Immediate Action
-----------	------	------	------	------------------

Is the audible alarm present and functioning?

Yes	No	Present, but not tested
-----	----	-------------------------

Is the visible alarm present and functioning?

Yes	No	Present, but not tested
-----	----	-------------------------

Are there any accessibility issues (shrubs, trees, fences)?

Yes, note issues below in observations	No
--	----

Are there any obvious signs of I&I (ie. clearwater flow)?

No signs of I&I	Minor signs of I&I (weeping or trickle)	Major (gushing)
-----------------	---	-----------------

Other Observations, any "Immediate Action" taken should be described:

Repairs needed (if any) and estimated schedule for completion:


VAULT IS FULL AND HOUSE IS VALANT

Photos should be sent to opadmin@metcom.org with the address of the grinder pump in the subject line. One photo should be taken of each defect or identified action item(s).

6540

St. Mary's County MetCom

Grinder Pump Field Inspection Form



Date of Inspection	1/22/24	Inspector Initials	MAN
Inspection Number			
Property Address	12131 THOMAS RD		
Weather Conditions	Rain	Snow	<u>Sunny</u> Cloudy

Does MetCom own the grinder pump?

<u>Yes</u>	No	Unknown, add comments in observations
------------	----	---------------------------------------

What type of pump is this?

Meyers	<u>Barnes</u>	Retrofit	E1
--------	---------------	----------	----

What is the condition of the vault?

Excellent	<u>Good</u>	Fair	Poor	Immediate Action
-----------	-------------	------	------	------------------

What is the condition of the cover?

<u>Good</u>	Missing	Broken	offset
-------------	---------	--------	--------

What type of cover is installed?

Vented	<u>Non-Vented</u>
--------	-------------------

Condition of interior fixtures (guide rails, electrical connections, etc.)

Excellent	<u>Good</u>	Fair	Poor	Immediate Action
-----------	-------------	------	------	------------------

Is an isolation valve present?

Yes	<u>No</u>
-----	-----------

What is the condition of the electrical panel?

Excellent	Good	Fair	Poor	Immediate Action
-----------	------	------	------	------------------

Is the audible alarm present and functioning?

Yes	No	Present, but not tested
-----	----	-------------------------

Is the visible alarm present and functioning?

Yes	No	Present, but not tested
-----	----	-------------------------

Are there any accessibility issues (shrubs, trees, fences)?

Yes, note issues below in observations	No
--	----

Are there any obvious signs of I&I (ie. clearwater flow)?

No signs of I&I	Minor signs of I&I (weeping or trickle)	Major (gushing)
-----------------	---	-----------------

Other Observations, any "Immediate Action" taken should be described:

Repairs needed (if any) and estimated schedule for completion:

Photos should be sent to opadmin@metcom.org with the address of the grinder pump in the subject line. One photo should be taken of each defect or identified action item(s).

6541

St. Mary's County MetCom

Grinder Pump Field Inspection Form



Date of Inspection	1/22/24	Inspector Initials	mm
Inspection Number			
Property Address	126140 THOMAS RD		
Weather Conditions	Rain	Snow	Sunny
			Cloudy

Does MetCom own the grinder pump?

<input checked="" type="radio"/> Yes	<input type="radio"/> No	<input type="checkbox"/> Unknown, add comments in observations
--------------------------------------	--------------------------	--

What type of pump is this?

<input type="checkbox"/> Meyers	<input checked="" type="checkbox"/> Barnes	<input type="checkbox"/> Retrofit	<input type="checkbox"/> E1
---------------------------------	--	-----------------------------------	-----------------------------

What is the condition of the vault?

<input type="checkbox"/> Excellent	<input checked="" type="checkbox"/> Good	<input type="checkbox"/> Fair	<input type="checkbox"/> Poor	<input type="checkbox"/> Immediate Action
------------------------------------	--	-------------------------------	-------------------------------	---

What is the condition of the cover?

<input checked="" type="checkbox"/> Good	<input type="checkbox"/> Missing	<input type="checkbox"/> Broken	<input type="checkbox"/> offset
--	----------------------------------	---------------------------------	---------------------------------

What type of cover is installed?

<input type="checkbox"/> Vented	<input checked="" type="checkbox"/> Non-Vented
---------------------------------	--

Condition of interior fixtures (guide rails, electrical connections, etc.)

<input type="checkbox"/> Excellent	<input checked="" type="checkbox"/> Good	<input type="checkbox"/> Fair	<input type="checkbox"/> Poor	<input type="checkbox"/> Immediate Action
------------------------------------	--	-------------------------------	-------------------------------	---

Is an isolation valve present?

<input type="checkbox"/> Yes	<input checked="" type="checkbox"/> No
------------------------------	--

What is the condition of the electrical panel?

Excellent	Good	Fair	Poor	Immediate Action
-----------	------	------	------	------------------

Is the audible alarm present and functioning?

Yes	No	Present, but not tested
-----	----	-------------------------

Is the visible alarm present and functioning?

Yes	No	Present, but not tested
-----	----	-------------------------

Are there any accessibility issues (shrubs, trees, fences)?

Yes, note issues below in observations	No
--	----

Are there any obvious signs of I&I (ie. clearwater flow)?

No signs of I&I	Minor signs of I&I (weeping or trickle)	Major (gushing)
-----------------	---	-----------------

Other Observations, any "Immediate Action" taken should be described:

Repairs needed (if any) and estimated schedule for completion:

Photos should be sent to opadmin@metcom.org with the address of the grinder pump in the subject line. One photo should be taken of each defect or identified action item(s).

6542

St. Mary's County MetCom

Grinder Pump Field Inspection Form



Date of Inspection	1/22/24	Inspector Initials	MJM
Inspection Number			
Property Address	16144 Thomas Rd		
Weather Conditions	Rain	Snow	Sunny
			Cloudy

Does MetCom own the grinder pump?

<input checked="" type="radio"/> Yes	<input type="radio"/> No	<input type="checkbox"/> Unknown, add comments in observations
--------------------------------------	--------------------------	--

What type of pump is this?

<input type="checkbox"/> Meyers	<input checked="" type="checkbox"/> Barnes	<input type="checkbox"/> Retrofit	<input type="checkbox"/> E1
---------------------------------	--	-----------------------------------	-----------------------------

What is the condition of the vault?

<input type="checkbox"/> Excellent	<input checked="" type="checkbox"/> Good	<input type="checkbox"/> Fair	<input type="checkbox"/> Poor	<input type="checkbox"/> Immediate Action
------------------------------------	--	-------------------------------	-------------------------------	---

What is the condition of the cover?

<input checked="" type="checkbox"/> Good	<input type="checkbox"/> Missing	<input type="checkbox"/> Broken	<input type="checkbox"/> offset
--	----------------------------------	---------------------------------	---------------------------------

What type of cover is installed?

<input type="checkbox"/> Vented	<input checked="" type="checkbox"/> Non-Vented
---------------------------------	--

Condition of interior fixtures (guide rails, electrical connections, etc.)

<input type="checkbox"/> Excellent	<input checked="" type="checkbox"/> Good	<input type="checkbox"/> Fair	<input type="checkbox"/> Poor	<input type="checkbox"/> Immediate Action
------------------------------------	--	-------------------------------	-------------------------------	---

Is an isolation valve present?

<input type="checkbox"/> Yes	<input checked="" type="checkbox"/> No
------------------------------	--

What is the condition of the electrical panel?

Excellent	Good	Fair	Poor	Immediate Action
-----------	------	------	------	------------------

Is the audible alarm present and functioning?

Yes	No	Present, but not tested
-----	----	-------------------------

Is the visible alarm present and functioning?

Yes	No	Present, but not tested
-----	----	-------------------------

Are there any accessibility issues (shrubs, trees, fences)?

Yes, note issues below in observations	No
--	----

Are there any obvious signs of I&I (ie. clearwater flow)?

No signs of I&I	Minor signs of I&I (weeping or trickle)	Major (gushing)
-----------------	---	-----------------

Other Observations, any "Immediate Action" taken should be described:

Repairs needed (if any) and estimated schedule for completion:

BUSHES IN FRONT OF ELECTRICAL PANEL

Photos should be sent to opadmin@metcom.org with the address of the grinder pump in the subject line. One photo should be taken of each defect or identified action item(s).

6543

St. Mary's County MetCom

Grinder Pump Field Inspection Form



Date of Inspection	1/22/24	Inspector Initials	mm
Inspection Number			
Property Address	16142 THOMAS RD		
Weather Conditions	Rain	Snow	<u>Sunny</u> Cloudy

Does MetCom own the grinder pump?

<u>Yes</u>	No	Unknown, add comments in observations
------------	----	---------------------------------------

What type of pump is this?

Meyers	<u>Barnes</u>	Retrofit	E1
--------	---------------	----------	----

What is the condition of the vault?

Excellent	<u>Good</u>	Fair	Poor	Immediate Action
-----------	-------------	------	------	------------------

What is the condition of the cover?

<u>Good</u>	Missing	Broken	offset
-------------	---------	--------	--------

What type of cover is installed?

Vented	<u>Non-Vented</u>
--------	-------------------

Condition of interior fixtures (guide rails, electrical connections, etc.)

Excellent	<u>Good</u>	Fair	Poor	Immediate Action
-----------	-------------	------	------	------------------

Is an isolation valve present?

<u>Yes</u>	No
------------	----

What is the condition of the electrical panel?

Excellent	Good	Fair	Poor	Immediate Action
-----------	------	------	------	------------------

Is the audible alarm present and functioning?

Yes	No	Present, but not tested
-----	----	-------------------------

Is the visible alarm present and functioning?

Yes	No	Present, but not tested
-----	----	-------------------------

Are there any accessibility issues (shrubs, trees, fences)?

Yes, note issues below in observations	No
--	----

Are there any obvious signs of I&I (ie. clearwater flow)?

No signs of I&I	Minor signs of I&I (weeping or trickle)	Major (gushing)
-----------------	---	-----------------

Other Observations, any "Immediate Action" taken should be described:

Repairs needed (if any) and estimated schedule for completion:

Photos should be sent to opadmin@metcom.org with the address of the grinder pump in the subject line. One photo should be taken of each defect or identified action item(s).

St. Mary's County MetCom

6544

WD 31830



Grinder Pump Field Inspection Form

Date of Inspection	11/23/24	Inspector Initials	mm
Inspection Number			
Property Address	14172 Thomas RD		
Weather Conditions	Rain	Snow	Sunny
			Cloudy

Does MetCom own the grinder pump?

<input checked="" type="radio"/> Yes	<input type="radio"/> No	<input type="radio"/> Unknown, add comments in observations
--------------------------------------	--------------------------	---

What type of pump is this?

<input checked="" type="radio"/> Meyers	<input type="radio"/> Barnes	<input type="radio"/> Retrofit	<input type="radio"/> E1
---	------------------------------	--------------------------------	--------------------------

What is the condition of the vault?

<input type="radio"/> Excellent	<input checked="" type="radio"/> Good	<input type="radio"/> Fair	<input type="radio"/> Poor	<input type="radio"/> Immediate Action
---------------------------------	---------------------------------------	----------------------------	----------------------------	--

What is the condition of the cover?

<input checked="" type="radio"/> Good	<input type="radio"/> Missing	<input type="radio"/> Broken	<input type="radio"/> offset
---------------------------------------	-------------------------------	------------------------------	------------------------------

What type of cover is installed?

<input type="radio"/> Vented	<input checked="" type="radio"/> Non-Vented
------------------------------	---

Condition of interior fixtures (guide rails, electrical connections, etc.)

<input type="radio"/> Excellent	<input checked="" type="radio"/> Good	<input type="radio"/> Fair	<input type="radio"/> Poor	<input type="radio"/> Immediate Action
---------------------------------	---------------------------------------	----------------------------	----------------------------	--

Is an isolation valve present?

<input type="radio"/> Yes	<input checked="" type="radio"/> No
---------------------------	-------------------------------------

What is the condition of the electrical panel?

Excellent	Good	Fair	Poor	Immediate Action
-----------	------	------	------	------------------

Is the audible alarm present and functioning?

Yes	No	Present, but not tested
-----	----	-------------------------

Is the visible alarm present and functioning?

Yes	No	Present, but not tested
-----	----	-------------------------

Are there any accessibility issues (shrubs, trees, fences)?

Yes, note issues below in observations	No
--	----

Are there any obvious signs of I&I (ie. clearwater flow)?

No signs of I&I	Minor signs of I&I (weeping or trickle)	Major (gushing)
-----------------	---	-----------------

Other Observations, any "Immediate Action" taken should be described:

Repairs needed (if any) and estimated schedule for completion:

CLEAN OUT CAP BROKEN 4"

Photos should be sent to opadmin@metcom.org with the address of the grinder pump in the subject line. One photo should be taken of each defect or identified action item(s).

6545

St. Mary's County MetCom

Grinder Pump Field Inspection Form



Date of Inspection	1/23/24	Inspector Initials	mm
Inspection Number			
Property Address	16174 Thomas Rd		
Weather Conditions	Rain	Snow	Sunny
			Cloudy

Does MetCom own the grinder pump?

<input checked="" type="radio"/> Yes	<input type="radio"/> No	<input type="radio"/> Unknown, add comments in observations
--------------------------------------	--------------------------	---

What type of pump is this?

<input checked="" type="radio"/> Meyers	<input type="radio"/> Barnes	<input type="radio"/> Retrofit	<input type="radio"/> E1
---	------------------------------	--------------------------------	--------------------------

What is the condition of the vault?

<input type="radio"/> Excellent	<input checked="" type="radio"/> Good	<input type="radio"/> Fair	<input type="radio"/> Poor	<input type="radio"/> Immediate Action
---------------------------------	---------------------------------------	----------------------------	----------------------------	--

What is the condition of the cover?

<input checked="" type="radio"/> Good	<input type="radio"/> Missing	<input type="radio"/> Broken	<input type="radio"/> offset
---------------------------------------	-------------------------------	------------------------------	------------------------------

What type of cover is installed?

<input type="radio"/> Vented	<input checked="" type="radio"/> Non-Vented
------------------------------	---

Condition of interior fixtures (guide rails, electrical connections, etc.)

<input type="radio"/> Excellent	<input checked="" type="radio"/> Good	<input type="radio"/> Fair	<input type="radio"/> Poor	<input type="radio"/> Immediate Action
---------------------------------	---------------------------------------	----------------------------	----------------------------	--

Is an isolation valve present?

<input type="radio"/> Yes	<input checked="" type="radio"/> No
---------------------------	-------------------------------------

What is the condition of the electrical panel?

Excellent	Good	Fair	Poor	Immediate Action
-----------	------	------	------	------------------

Is the audible alarm present and functioning?

Yes	No	Present, but not tested
-----	----	-------------------------

Is the visible alarm present and functioning?

Yes	No	Present, but not tested
-----	----	-------------------------

Are there any accessibility issues (shrubs, trees, fences)?

Yes, note issues below in observations	No
--	----

Are there any obvious signs of I&I (ie. clearwater flow)?

No signs of I&I	Minor signs of I&I (weeping or trickle)	Major (gushing)
-----------------	---	-----------------

Other Observations, any "Immediate Action" taken should be described:

Repairs needed (if any) and estimated schedule for completion:

Photos should be sent to opadmin@metcom.org with the address of the grinder pump in the subject line. One photo should be taken of each defect or identified action item(s).

St. Mary's County MetCom

6546

WO 31831



Grinder Pump Field Inspection Form

Date of Inspection	1/23/24	Inspector Initials	mm
Inspection Number			
Property Address	16178 THOMAS RD		
Weather Conditions	Rain	Snow	Sunny
			Cloudy

Does MetCom own the grinder pump?

<input checked="" type="radio"/> Yes	<input type="radio"/> No	<input type="radio"/> Unknown, add comments in observations
--------------------------------------	--------------------------	---

What type of pump is this?

<input type="radio"/> Meyers	<input checked="" type="radio"/> Barnes	<input type="radio"/> Retrofit	<input type="radio"/> E1
------------------------------	---	--------------------------------	--------------------------

What is the condition of the vault?

<input type="radio"/> Excellent	<input type="radio"/> Good	<input checked="" type="radio"/> Fair	<input type="radio"/> Poor	<input type="radio"/> Immediate Action
---------------------------------	----------------------------	---------------------------------------	----------------------------	--

What is the condition of the cover?

<input checked="" type="radio"/> Good	<input type="radio"/> Missing	<input type="radio"/> Broken	<input type="radio"/> offset
---------------------------------------	-------------------------------	------------------------------	------------------------------

What type of cover is installed?

<input checked="" type="radio"/> Vented	<input type="radio"/> Non-Vented
---	----------------------------------

MEANS TO BE REPLACED

Condition of interior fixtures (guide rails, electrical connections, etc.)

<input type="radio"/> Excellent	<input checked="" type="radio"/> Good	<input type="radio"/> Fair	<input type="radio"/> Poor	<input type="radio"/> Immediate Action
---------------------------------	---------------------------------------	----------------------------	----------------------------	--

Is an isolation valve present?

<input type="radio"/> Yes	<input checked="" type="radio"/> No
---------------------------	-------------------------------------

What is the condition of the electrical panel?

Excellent	Good	Fair	Poor	Immediate Action
-----------	------	------	------	------------------

PANEL IS NOT SERVED TO THE HOME

Is the audible alarm present and functioning?

Yes	No	Present, but not tested
-----	----	-------------------------

Is the visible alarm present and functioning?

Yes	No	Present, but not tested
-----	----	-------------------------

Are there any accessibility issues (shrubs, trees, fences)?

Yes, note issues below in observations	No
--	----

Are there any obvious signs of I&I (ie. clearwater flow)?

No signs of I&I	Minor signs of I&I (weeping or trickle)	Major (gushing)
-----------------	---	-----------------

Other Observations, any "Immediate Action" taken should be described:

TOP OF VAULT IS CRACKED AND HAS A RISER AND NON VENTED COVER


Repairs needed (if any) and estimated schedule for completion:

Photos should be sent to opadmin@metcom.org with the address of the grinder pump in the subject line. One photo should be taken of each defect or identified action item(s).

6547

St. Mary's County MetCom

Grinder Pump Field Inspection Form



Date of Inspection	1/23/24	Inspector Initials	mm
Inspection Number			
Property Address	16180 Thomas es		
Weather Conditions	Rain	Snow	Sunny
			Cloudy

Does MetCom own the grinder pump?

<input checked="" type="radio"/> Yes	<input type="radio"/> No	<input type="text" value="Unknown, add comments in observations"/>
--------------------------------------	--------------------------	--

What type of pump is this?

<input type="radio"/> Meyers	<input checked="" type="radio"/> Barnes	<input type="radio"/> Retrofit	<input type="radio"/> E1
------------------------------	---	--------------------------------	--------------------------

What is the condition of the vault?

<input type="radio"/> Excellent	<input checked="" type="radio"/> Good	<input type="radio"/> Fair	<input type="radio"/> Poor	<input type="radio"/> Immediate Action
---------------------------------	---------------------------------------	----------------------------	----------------------------	--

What is the condition of the cover?

<input checked="" type="radio"/> Good	<input type="radio"/> Missing	<input type="radio"/> Broken	<input type="radio"/> offset
---------------------------------------	-------------------------------	------------------------------	------------------------------

What type of cover is installed?

<input type="radio"/> Vented	<input checked="" type="radio"/> Non-Vented
------------------------------	---

Condition of interior fixtures (guide rails, electrical connections, etc.)

<input type="radio"/> Excellent	<input checked="" type="radio"/> Good	<input type="radio"/> Fair	<input type="radio"/> Poor	<input type="radio"/> Immediate Action
---------------------------------	---------------------------------------	----------------------------	----------------------------	--

Is an isolation valve present?

<input type="radio"/> Yes	<input checked="" type="radio"/> No
---------------------------	-------------------------------------

What is the condition of the electrical panel?

Excellent	Good	Fair	Poor	Immediate Action
-----------	------	------	------	------------------

Is the audible alarm present and functioning?

Yes	No	Present, but not tested
-----	----	-------------------------

Is the visible alarm present and functioning?

Yes	No	Present, but not tested
-----	----	-------------------------

Are there any accessibility issues (shrubs, trees, fences)?

Yes, note issues below in observations	No
--	----

Are there any obvious signs of I&I (ie. clearwater flow)?

No signs of I&I	Minor signs of I&I (weeping or trickle)	Major (gushing)
-----------------	---	-----------------

Other Observations, any "Immediate Action" taken should be described:

Repairs needed (if any) and estimated schedule for completion:

VAULT SURROUNDED BY CRAB POTS

Photos should be sent to opadmin@metcom.org with the address of the grinder pump in the subject line. One photo should be taken of each defect or identified action item(s).

10548

St. Mary's County MetCom

Grinder Pump Field Inspection Form



Date of Inspection	11/03/24	Inspector Initials	mm
Inspection Number			
Property Address	16182 Thomas rd		
Weather Conditions	Rain	Snow	Sunny
			Cloudy

Does MetCom own the grinder pump?

<input checked="" type="radio"/> Yes	<input type="radio"/> No	<input type="radio"/> Unknown, add comments in observations
--------------------------------------	--------------------------	---

What type of pump is this?

<input type="radio"/> Meyers	<input checked="" type="radio"/> Barnes	<input type="radio"/> Retrofit	<input type="radio"/> E1
------------------------------	---	--------------------------------	--------------------------

What is the condition of the vault?

<input type="radio"/> Excellent	<input checked="" type="radio"/> Good	<input type="radio"/> Fair	<input type="radio"/> Poor	<input type="radio"/> Immediate Action
---------------------------------	---------------------------------------	----------------------------	----------------------------	--

What is the condition of the cover?

<input checked="" type="radio"/> Good	<input type="radio"/> Missing	<input type="radio"/> Broken	<input type="radio"/> offset
---------------------------------------	-------------------------------	------------------------------	------------------------------

What type of cover is installed?

<input type="radio"/> Vented	<input checked="" type="radio"/> Non-Vented
------------------------------	---

Condition of interior fixtures (guide rails, electrical connections, etc.)

<input type="radio"/> Excellent	<input checked="" type="radio"/> Good	<input type="radio"/> Fair	<input type="radio"/> Poor	<input type="radio"/> Immediate Action
---------------------------------	---------------------------------------	----------------------------	----------------------------	--

Is an isolation valve present?

<input type="radio"/> Yes	<input checked="" type="radio"/> No
---------------------------	-------------------------------------

What is the condition of the electrical panel?

Excellent	Good	Fair	Poor	Immediate Action
-----------	------	------	------	------------------

Is the audible alarm present and functioning?

Yes	No	Present, but not tested
-----	----	-------------------------

Is the visible alarm present and functioning?

Yes	No	Present, but not tested
-----	----	-------------------------

Are there any accessibility issues (shrubs, trees, fences)?

Yes, note issues below in observations	No
--	----

Are there any obvious signs of I&I (ie. clearwater flow)?

No signs of I&I	Minor signs of I&I (weeping or trickle)	Major (gushing)
-----------------	---	-----------------

Other Observations, any "Immediate Action" taken should be described:


Repairs needed (if any) and estimated schedule for completion:

VAULT SURROUNDED BY BAMBOO

Photos should be sent to opadmin@metcom.org with the address of the grinder pump in the subject line. One photo should be taken of each defect or identified action item(s).

6551

St. Mary's County MetCom



Grinder Pump Field Inspection Form

Date of Inspection	1/23/24	Inspector Initials	mm
Inspection Number			
Property Address	16197 THOMAS RD		
Weather Conditions	Rain	Snow	Sunny
			Cloudy

Does MetCom own the grinder pump?

<input checked="" type="radio"/> Yes	<input type="radio"/> No	<input type="radio"/> Unknown, add comments in observations
--------------------------------------	--------------------------	---

What type of pump is this?

<input type="radio"/> Meyers	<input checked="" type="radio"/> Barnes	<input type="radio"/> Retrofit	<input type="radio"/> E1
------------------------------	---	--------------------------------	--------------------------

What is the condition of the vault?

<input type="radio"/> Excellent	<input checked="" type="radio"/> Good	<input type="radio"/> Fair	<input type="radio"/> Poor	<input type="radio"/> Immediate Action
---------------------------------	---------------------------------------	----------------------------	----------------------------	--

What is the condition of the cover?

<input checked="" type="radio"/> Good	<input type="radio"/> Missing	<input type="radio"/> Broken	<input type="radio"/> offset
---------------------------------------	-------------------------------	------------------------------	------------------------------

What type of cover is installed?

<input type="radio"/> Vented	<input checked="" type="radio"/> Non-Vented
------------------------------	---

Condition of interior fixtures (guide rails, electrical connections, etc.)

<input type="radio"/> Excellent	<input checked="" type="radio"/> Good	<input type="radio"/> Fair	<input type="radio"/> Poor	<input type="radio"/> Immediate Action
---------------------------------	---------------------------------------	----------------------------	----------------------------	--

Is an isolation valve present?

<input type="radio"/> Yes	<input checked="" type="radio"/> No
---------------------------	-------------------------------------

What is the condition of the electrical panel?

Excellent	Good	Fair	Poor	Immediate Action
-----------	------	------	------	------------------

Is the audible alarm present and functioning?

Yes	No	Present, but not tested
-----	----	-------------------------

Is the visible alarm present and functioning?

Yes	No	Present, but not tested
-----	----	-------------------------

Are there any accessibility issues (shrubs, trees, fences)?

Yes, note issues below in observations	No
--	----

Are there any obvious signs of I&I (ie. clearwater flow)?

No signs of I&I	Minor signs of I&I (weeping or trickle)	Major (gushing)
-----------------	---	-----------------

Other Observations, any "Immediate Action" taken should be described:

Repairs needed (if any) and estimated schedule for completion:

Photos should be sent to opadmin@metcom.org with the address of the grinder pump in the subject line. One photo should be taken of each defect or identified action item(s).

6558

St. Mary's County MetCom

Grinder Pump Field Inspection Form



MAIN HOUSE

Date of Inspection	1/23/24	Inspector Initials	mm
Inspection Number			
Property Address	16212 THOMAS RD		
Weather Conditions	Rain	Snow	<u>Sunny</u> Cloudy

Does MetCom own the grinder pump?

<u>Yes</u>	No	Unknown, add comments in observations
------------	----	---------------------------------------

What type of pump is this?

<u>Meyers</u>	Barnes	Retrofit	E1
---------------	--------	----------	----

What is the condition of the vault?

Excellent	<u>Good</u>	Fair	Poor	Immediate Action
-----------	-------------	------	------	------------------

What is the condition of the cover?

<u>Good</u>	Missing	Broken	offset
-------------	---------	--------	--------

What type of cover is installed?

Vented	<u>Non-Vented</u>
--------	-------------------

Condition of interior fixtures (guide rails, electrical connections, etc.)

Excellent	<u>Good</u>	Fair	Poor	Immediate Action
-----------	-------------	------	------	------------------

Is an isolation valve present?

<u>Yes</u>	No
------------	----

What is the condition of the electrical panel?

Excellent	Good	Fair	Poor	Immediate Action
-----------	------	------	------	------------------

Is the audible alarm present and functioning?

Yes	No	Present, but not tested
-----	----	-------------------------

Is the visible alarm present and functioning?

Yes	No	Present, but not tested
-----	----	-------------------------

Are there any accessibility issues (shrubs, trees, fences)?

Yes, note issues below in observations	No
--	----

Are there any obvious signs of I&I (ie. clearwater flow)?

No signs of I&I	Minor signs of I&I (weeping or trickle)	Major (gushing)
-----------------	---	-----------------

Other Observations, any "Immediate Action" taken should be described:

Repairs needed (if any) and estimated schedule for completion:

Photos should be sent to opadmin@metcom.org with the address of the grinder pump in the subject line. One photo should be taken of each defect or identified action item(s).

St. Mary's County MetCom

6559



Grinder Pump Field Inspection Form

RENTAL TRAILER

Date of Inspection	1/23/24	Inspector Initials	mm	
Inspection Number				
Property Address	16212 16212 Thomas Rd			
Weather Conditions	Rain	Snow	Sunny	Cloudy

Does MetCom own the grinder pump?

<input checked="" type="radio"/> Yes	<input type="radio"/> No	<input type="radio"/> Unknown, add comments in observations
--------------------------------------	--------------------------	---

What type of pump is this?

Meyers	<input checked="" type="radio"/> Barnes	Retrofit	E1
--------	---	----------	----

What is the condition of the vault?

Excellent	<input checked="" type="radio"/> Good	Fair	Poor	Immediate Action
-----------	---------------------------------------	------	------	------------------

What is the condition of the cover?

<input checked="" type="radio"/> Good	<input type="radio"/> Missing	<input type="radio"/> Broken	<input type="radio"/> offset
---------------------------------------	-------------------------------	------------------------------	------------------------------

What type of cover is installed?

<input type="radio"/> Vented	<input checked="" type="radio"/> Non-Vented
------------------------------	---

Condition of interior fixtures (guide rails, electrical connections, etc.)

Excellent	<input checked="" type="radio"/> Good	Fair	Poor	Immediate Action
-----------	---------------------------------------	------	------	------------------

Is an isolation valve present?

<input type="radio"/> Yes	<input checked="" type="radio"/> No
---------------------------	-------------------------------------

What is the condition of the electrical panel?

Excellent	Good	Fair	Poor	Immediate Action
-----------	------	------	------	------------------

Is the audible alarm present and functioning?

Yes	No	Present, but not tested
-----	----	-------------------------

Is the visible alarm present and functioning?

Yes	No	Present, but not tested
-----	----	-------------------------

Are there any accessibility issues (shrubs, trees, fences)?

Yes, note issues below in observations	No
--	----

Are there any obvious signs of I&I (ie. clearwater flow)?

No signs of I&I	Minor signs of I&I (weeping or trickle)	Major (gushing)
-----------------	---	-----------------

Other Observations, any "Immediate Action" taken should be described:

Repairs needed (if any) and estimated schedule for completion:

Photos should be sent to opadmin@metcom.org with the address of the grinder pump in the subject line. One photo should be taken of each defect or identified action item(s).

St. Mary's County MetCom

6560
WO 31835



Grinder Pump Field Inspection Form

RENTAL HOUSE

Date of Inspection	1/03/2011	Inspector Initials	mm
Inspection Number			
Property Address	16212 Thomas Rd		
Weather Conditions	Rain	Snow	<u>Sunny</u> Cloudy

Does MetCom own the grinder pump?

<u>Yes</u>	No	Unknown, add comments in observations
------------	----	---------------------------------------

What type of pump is this?

Meyers	<u>Barnes</u>	Retrofit	E1
--------	---------------	----------	----

What is the condition of the vault?

Excellent	<u>Good</u>	Fair	Poor	Immediate Action
-----------	-------------	------	------	------------------

What is the condition of the cover?

<u>Good</u>	Missing	Broken	offset
-------------	---------	--------	--------

What type of cover is installed?

Vented	<u>Non-Vented</u>
--------	-------------------

Condition of interior fixtures (guide rails, electrical connections, etc.)

Excellent	Good	Fair	Poor	<u>Immediate Action</u>
-----------	------	------	------	-------------------------

VAULT IS FULL OF WATER

Is an isolation valve present?

<u>Yes</u>	No
------------	---------------

What is the condition of the electrical panel?

Excellent	Good	Fair	Poor	Immediate Action
-----------	------	------	------	------------------

Is the audible alarm present and functioning?

Yes	No	Present, but not tested
-----	----	-------------------------

Is the visible alarm present and functioning?

Yes	No	Present, but not tested
-----	----	-------------------------

Are there any accessibility issues (shrubs, trees, fences)?

Yes, note issues below in observations	No
--	----

Are there any obvious signs of I&I (ie. clearwater flow)?

No signs of I&I	Minor signs of I&I (weeping or trickle)	Major (gushing)
-----------------	---	-----------------

Other Observations, any "Immediate Action" taken should be described:

Repairs needed (if any) and estimated schedule for completion:

Needs a riser

Photos should be sent to opadmin@metcom.org with the address of the grinder pump in the subject line. One photo should be taken of each defect or identified action item(s).

6561

St. Mary's County MetCom



Grinder Pump Field Inspection Form

Date of Inspection	1/23/24	Inspector Initials	mem
Inspection Number			
Property Address	16213 THOMAS RD		
Weather Conditions	Rain	Snow	Sunny
			Cloudy

Does MetCom own the grinder pump?

Yes	No	Unknown, add comments in observations
-----	----	---------------------------------------

What type of pump is this?

Meyers	Barnes	Retrofit	E1
--------	-------------------	----------	----

What is the condition of the vault?

Excellent	Good	Fair	Poor	Immediate Action
-----------	------	------	------	------------------

What is the condition of the cover?

Good	Missing	Broken	offset
------	---------	--------	--------

What type of cover is installed?

Vented	Non-Vented
--------	------------

Condition of interior fixtures (guide rails, electrical connections, etc.)

Excellent	Good	Fair	Poor	Immediate Action
-----------	------	------	------	------------------

Is an isolation valve present?

Yes	No
-----	----

What is the condition of the electrical panel?

Excellent	Good	Fair	Poor	Immediate Action
-----------	------	------	------	------------------

Is the audible alarm present and functioning?

Yes	No	Present, but not tested
-----	----	-------------------------

Is the visible alarm present and functioning?

Yes	No	Present, but not tested
-----	----	-------------------------

Are there any accessibility issues (shrubs, trees, fences)?

Yes, note issues below in observations	No
--	----

Are there any obvious signs of I&I (ie. clearwater flow)?

No signs of I&I	Minor signs of I&I (weeping or trickle)	Major (gushing)
-----------------	---	-----------------

Other Observations, any "Immediate Action" taken should be described:

Repairs needed (if any) and estimated schedule for completion:

Photos should be sent to opadmin@metcom.org with the address of the grinder pump in the subject line. One photo should be taken of each defect or identified action item(s).

6563

St. Mary's County MetCom

Grinder Pump Field Inspection Form



Date of Inspection	1/23/24	Inspector Initials	mm
Inspection Number			
Property Address	16231 Thomas rd		
Weather Conditions	Rain	Snow	Sunny
			Cloudy

Does MetCom own the grinder pump?

<input checked="" type="radio"/> Yes	<input type="radio"/> No	<input type="checkbox"/> Unknown, add comments in observations
--------------------------------------	--------------------------	--

What type of pump is this?

<input type="checkbox"/> Meyers	<input checked="" type="checkbox"/> Barnes	<input type="checkbox"/> Retrofit	<input type="checkbox"/> E1
---------------------------------	--	-----------------------------------	-----------------------------

What is the condition of the vault?

<input type="checkbox"/> Excellent	<input checked="" type="checkbox"/> Good	<input type="checkbox"/> Fair	<input type="checkbox"/> Poor	<input type="checkbox"/> Immediate Action
------------------------------------	--	-------------------------------	-------------------------------	---

What is the condition of the cover?

<input checked="" type="checkbox"/> Good	<input type="checkbox"/> Missing	<input type="checkbox"/> Broken	<input type="checkbox"/> offset
--	----------------------------------	---------------------------------	---------------------------------

What type of cover is installed?

<input type="checkbox"/> Vented	<input checked="" type="checkbox"/> Non-Vented
---------------------------------	--

Condition of interior fixtures (guide rails, electrical connections, etc.)

<input type="checkbox"/> Excellent	<input checked="" type="checkbox"/> Good	<input type="checkbox"/> Fair	<input type="checkbox"/> Poor	<input type="checkbox"/> Immediate Action
------------------------------------	--	-------------------------------	-------------------------------	---

Is an isolation valve present?

<input type="checkbox"/> Yes	<input checked="" type="checkbox"/> No
------------------------------	--

What is the condition of the electrical panel?

Excellent	Good	Fair	Poor	Immediate Action
-----------	------	------	------	------------------

Is the audible alarm present and functioning?

Yes	No	Present, but not tested
-----	----	-------------------------

Is the visible alarm present and functioning?

Yes	No	Present, but not tested
-----	----	-------------------------

Are there any accessibility issues (shrubs, trees, fences)?

Yes, note issues below in observations	No
--	----

Are there any obvious signs of I&I (ie. clearwater flow)?

No signs of I&I	Minor signs of I&I (weeping or trickle)	Major (gushing)
-----------------	---	-----------------

Other Observations, any "Immediate Action" taken should be described:

Repairs needed (if any) and estimated schedule for completion:

Photos should be sent to opadmin@metcom.org with the address of the grinder pump in the subject line. One photo should be taken of each defect or identified action item(s).

St. Mary's County MetCom

Grinder Pump Field Inspection Form

6517

WO 31828



Date of Inspection	1/23/24	Inspector Initials	mm	
Inspection Number				
Property Address	16233 bottom hillside way Thomas Rd			
Weather Conditions	Rain	Snow	Sunny	Cloudy

Does MetCom own the grinder pump?

<input checked="" type="radio"/> Yes	<input type="radio"/> No	<input type="radio"/> Unknown, add comments in observations
--------------------------------------	--------------------------	---

What type of pump is this?

<input type="radio"/> Meyers	<input checked="" type="radio"/> Barnes	<input type="radio"/> Retrofit	<input type="radio"/> E1
------------------------------	---	--------------------------------	--------------------------

What is the condition of the vault?

<input type="radio"/> Excellent	<input checked="" type="radio"/> Good	<input type="radio"/> Fair	<input type="radio"/> Poor	<input type="radio"/> Immediate Action
---------------------------------	---------------------------------------	----------------------------	----------------------------	--

What is the condition of the cover?

<input checked="" type="radio"/> Good	<input type="radio"/> Missing	<input type="radio"/> Broken	<input type="radio"/> offset
---------------------------------------	-------------------------------	------------------------------	------------------------------

What type of cover is installed?

<input checked="" type="radio"/> Vented	<input type="radio"/> Non-Vented
---	----------------------------------

Condition of interior fixtures (guide rails, electrical connections, etc.)

<input type="radio"/> Excellent	<input checked="" type="radio"/> Good	<input type="radio"/> Fair	<input type="radio"/> Poor	<input type="radio"/> Immediate Action
---------------------------------	---------------------------------------	----------------------------	----------------------------	--

Is an isolation valve present?

<input type="radio"/> Yes	<input checked="" type="radio"/> No
---------------------------	-------------------------------------

What is the condition of the electrical panel?

Excellent	Good	Fair	Poor	Immediate Action
-----------	------	------	------	------------------

Is the audible alarm present and functioning?

Yes	No	Present, but not tested
-----	----	-------------------------

Is the visible alarm present and functioning?

Yes	No	Present, but not tested
-----	----	-------------------------

Are there any accessibility issues (shrubs, trees, fences)?

Yes, note issues below in observations	No
--	----

Are there any obvious signs of I&I (ie. clearwater flow)?

No signs of I&I	Minor signs of I&I (weeping or trickle)	Major (gushing)
-----------------	---	-----------------

Other Observations, any "Immediate Action" taken should be described:

Repairs needed (if any) and estimated schedule for completion:

COVER AND RISER NEED TO BE INSTALLED

Photos should be sent to opadmin@metcom.org with the address of the grinder pump in the subject line. One photo should be taken of each defect or identified action item(s).

6565

St. Mary's County MetCom

Grinder Pump Field Inspection Form



Date of Inspection	1/23/24	Inspector Initials	mm
Inspection Number			
Property Address	16255 Thomas Rd		
Weather Conditions	Rain	Snow	Sunny
			Cloudy

Does MetCom own the grinder pump?

<input checked="" type="radio"/> Yes	<input type="radio"/> No	<input type="radio"/> Unknown, add comments in observations
--------------------------------------	--------------------------	---

What type of pump is this?

<input type="radio"/> Meyers	<input checked="" type="radio"/> Barnes	<input type="radio"/> Retrofit	<input type="radio"/> E1
------------------------------	---	--------------------------------	--------------------------

What is the condition of the vault?

<input type="radio"/> Excellent	<input checked="" type="radio"/> Good	<input type="radio"/> Fair	<input type="radio"/> Poor	<input type="radio"/> Immediate Action
---------------------------------	---------------------------------------	----------------------------	----------------------------	--

What is the condition of the cover?

<input checked="" type="radio"/> Good	<input type="radio"/> Missing	<input type="radio"/> Broken	<input type="radio"/> offset
---------------------------------------	-------------------------------	------------------------------	------------------------------

What type of cover is installed?

<input type="radio"/> Vented	<input checked="" type="radio"/> Non-Vented
------------------------------	---

Condition of interior fixtures (guide rails, electrical connections, etc.)

<input type="radio"/> Excellent	<input checked="" type="radio"/> Good	<input type="radio"/> Fair	<input type="radio"/> Poor	<input type="radio"/> Immediate Action
---------------------------------	---------------------------------------	----------------------------	----------------------------	--

Is an isolation valve present?

<input checked="" type="radio"/> Yes	<input type="radio"/> No
--------------------------------------	--------------------------

What is the condition of the electrical panel?

Excellent	Good	Fair	Poor	Immediate Action
-----------	------	------	------	------------------

Is the audible alarm present and functioning?

Yes	No	Present, but not tested
-----	----	-------------------------

Is the visible alarm present and functioning?

Yes	No	Present, but not tested
-----	----	-------------------------

Are there any accessibility issues (shrubs, trees, fences)?

Yes, note issues below in observations	No
--	----

Are there any obvious signs of I&I (ie. clearwater flow)?

No signs of I&I	Minor signs of I&I (weeping or trickle)	Major (gushing)
-----------------	---	-----------------

Other Observations, any "Immediate Action" taken should be described:

Repairs needed (if any) and estimated schedule for completion:

Photos should be sent to opadmin@metcom.org with the address of the grinder pump in the subject line. One photo should be taken of each defect or identified action item(s).

St. Mary's County MetCom

6515



Grinder Pump Field Inspection Form

Date of Inspection	1/29/24	Inspector Initials	mm	
Inspection Number				
Property Address	16261 Thomas Road Thomas Road			
Weather Conditions	Rain	Snow	Sunny	Cloudy

Does MetCom own the grinder pump?

<input checked="" type="radio"/> Yes	<input type="radio"/> No	<input type="radio"/> Unknown, add comments in observations
--------------------------------------	--------------------------	---

What type of pump is this?

<input checked="" type="radio"/> Meyers	<input type="radio"/> Barnes	<input type="radio"/> Retrofit	<input type="radio"/> E1
---	------------------------------	--------------------------------	--------------------------

What is the condition of the vault?

<input type="radio"/> Excellent	<input checked="" type="radio"/> Good	<input type="radio"/> Fair	<input type="radio"/> Poor	<input type="radio"/> Immediate Action
---------------------------------	---------------------------------------	----------------------------	----------------------------	--

What is the condition of the cover?

<input checked="" type="radio"/> Good	<input type="radio"/> Missing	<input type="radio"/> Broken	<input type="radio"/> offset
---------------------------------------	-------------------------------	------------------------------	------------------------------

What type of cover is installed?

<input type="radio"/> Vented	<input checked="" type="radio"/> Non-Vented
------------------------------	---

Condition of interior fixtures (guide rails, electrical connections, etc.)

<input type="radio"/> Excellent	<input checked="" type="radio"/> Good	<input type="radio"/> Fair	<input type="radio"/> Poor	<input type="radio"/> Immediate Action
---------------------------------	---------------------------------------	----------------------------	----------------------------	--

Is an isolation valve present?

<input checked="" type="radio"/> Yes	<input type="radio"/> No
--------------------------------------	--------------------------

What is the condition of the electrical panel?

Excellent	Good	Fair	Poor	Immediate Action
-----------	------	------	------	------------------

Is the audible alarm present and functioning?

Yes	No	Present, but not tested
-----	----	-------------------------

Is the visible alarm present and functioning?

Yes	No	Present, but not tested
-----	----	-------------------------

Are there any accessibility issues (shrubs, trees, fences)?

Yes, note issues below in observations	No
--	----

Are there any obvious signs of I&I (ie. clearwater flow)?

No signs of I&I	Minor signs of I&I (weeping or trickle)	Major (gushing)
-----------------	---	-----------------

Other Observations, any "Immediate Action" taken should be described:


Repairs needed (if any) and estimated schedule for completion:

Photos should be sent to opadmin@metcom.org with the address of the grinder pump in the subject line. One photo should be taken of each defect or identified action item(s).

6570

St. Mary's County MetCom

Grinder Pump Field Inspection Form



Date of Inspection	1/23/24	Inspector Initials	mem
Inspection Number			
Property Address	16262 Thomas Rd		
Weather Conditions	Rain	Snow	Sunny
			Cloudy

Does MetCom own the grinder pump?

<input checked="" type="radio"/> Yes	<input type="radio"/> No	<input type="radio"/> Unknown, add comments in observations
--------------------------------------	--------------------------	---

What type of pump is this?

<input type="radio"/> Meyers	<input checked="" type="radio"/> Barnes	<input type="radio"/> Retrofit	<input type="radio"/> E1
------------------------------	---	--------------------------------	--------------------------

What is the condition of the vault?

<input type="radio"/> Excellent	<input checked="" type="radio"/> Good	<input type="radio"/> Fair	<input type="radio"/> Poor	<input type="radio"/> Immediate Action
---------------------------------	---------------------------------------	----------------------------	----------------------------	--

What is the condition of the cover?

<input checked="" type="radio"/> Good	<input type="radio"/> Missing	<input type="radio"/> Broken	<input type="radio"/> offset
---------------------------------------	-------------------------------	------------------------------	------------------------------

What type of cover is installed?

<input type="radio"/> Vented	<input checked="" type="radio"/> Non-Vented
------------------------------	---

Condition of interior fixtures (guide rails, electrical connections, etc.)

<input type="radio"/> Excellent	<input checked="" type="radio"/> Good	<input type="radio"/> Fair	<input type="radio"/> Poor	<input type="radio"/> Immediate Action
---------------------------------	---------------------------------------	----------------------------	----------------------------	--

Is an isolation valve present?

<input checked="" type="radio"/> Yes	<input type="radio"/> No
--------------------------------------	--------------------------

What is the condition of the electrical panel?

Excellent	Good	Fair	Poor	Immediate Action
-----------	------	------	------	------------------

Is the audible alarm present and functioning?

Yes	No	Present, but not tested
-----	----	-------------------------

Is the visible alarm present and functioning?

Yes	No	Present, but not tested
-----	----	-------------------------

Are there any accessibility issues (shrubs, trees, fences)?

Yes, note issues below in observations	No
--	----

Are there any obvious signs of I&I (ie. clearwater flow)?

No signs of I&I	Minor signs of I&I (weeping or trickle)	Major (gushing)
-----------------	---	-----------------

Other Observations, any "Immediate Action" taken should be described:

Repairs needed (if any) and estimated schedule for completion:

Photos should be sent to opadmin@metcom.org with the address of the grinder pump in the subject line. One photo should be taken of each defect or identified action item(s).

6572

St. Mary's County MetCom

Grinder Pump Field Inspection Form



Date of Inspection	1/23/24	Inspector Initials	mm
Inspection Number			
Property Address	16291 Thomas Rd		
Weather Conditions	Rain	Snow	Sunny
			Cloudy

Does MetCom own the grinder pump?

<input checked="" type="radio"/> Yes	<input type="radio"/> No	<input type="checkbox"/> Unknown, add comments in observations
--------------------------------------	--------------------------	--

What type of pump is this?

<input type="checkbox"/> Meyers	<input checked="" type="checkbox"/> Barnes	<input type="checkbox"/> Retrofit	<input type="checkbox"/> E1
---------------------------------	--	-----------------------------------	-----------------------------

What is the condition of the vault?

<input type="checkbox"/> Excellent	<input checked="" type="checkbox"/> Good	<input type="checkbox"/> Fair	<input type="checkbox"/> Poor	<input type="checkbox"/> Immediate Action
------------------------------------	--	-------------------------------	-------------------------------	---

What is the condition of the cover?

<input checked="" type="checkbox"/> Good	<input type="checkbox"/> Missing	<input type="checkbox"/> Broken	<input type="checkbox"/> offset
--	----------------------------------	---------------------------------	---------------------------------

What type of cover is installed?

<input type="checkbox"/> Vented	<input checked="" type="checkbox"/> Non-Vented
---------------------------------	--

Condition of interior fixtures (guide rails, electrical connections, etc.)

<input type="checkbox"/> Excellent	<input checked="" type="checkbox"/> Good	<input type="checkbox"/> Fair	<input type="checkbox"/> Poor	<input type="checkbox"/> Immediate Action
------------------------------------	--	-------------------------------	-------------------------------	---

Is an isolation valve present?

<input type="checkbox"/> Yes	<input checked="" type="checkbox"/> No
------------------------------	--

What is the condition of the electrical panel?

Excellent	Good	Fair	Poor	Immediate Action
-----------	------	------	------	------------------

Is the audible alarm present and functioning?

Yes	No	Present, but not tested
-----	----	-------------------------

Is the visible alarm present and functioning?

Yes	No	Present, but not tested
-----	----	-------------------------

Are there any accessibility issues (shrubs, trees, fences)?

Yes, note issues below in observations	No
--	----

Are there any obvious signs of I&I (ie. clearwater flow)?

No signs of I&I	Minor signs of I&I (weeping or trickle)	Major (gushing)
-----------------	---	-----------------

Other Observations, any "Immediate Action" taken should be described:

Repairs needed (if any) and estimated schedule for completion:

Photos should be sent to opadmin@metcom.org with the address of the grinder pump in the subject line. One photo should be taken of each defect or identified action item(s).

6573

St. Mary's County MetCom

Grinder Pump Field Inspection Form



Date of Inspection	1/23/24	Inspector Initials	mm
Inspection Number			
Property Address	16300 Thomas Rd		
Weather Conditions	Rain	Snow	Sunny
			Cloudy

Does MetCom own the grinder pump?

<input checked="" type="radio"/> Yes	<input type="radio"/> No	<input type="radio"/> Unknown, add comments in observations
--------------------------------------	--------------------------	---

What type of pump is this?

<input checked="" type="radio"/> Meyers	<input type="radio"/> Barnes	<input type="radio"/> Retrofit	<input type="radio"/> E1
---	------------------------------	--------------------------------	--------------------------

What is the condition of the vault?

<input type="radio"/> Excellent	<input checked="" type="radio"/> Good	<input type="radio"/> Fair	<input type="radio"/> Poor	<input type="radio"/> Immediate Action
---------------------------------	---------------------------------------	----------------------------	----------------------------	--

What is the condition of the cover?

<input checked="" type="radio"/> Good	<input type="radio"/> Missing	<input type="radio"/> Broken	<input type="radio"/> offset
---------------------------------------	-------------------------------	------------------------------	------------------------------

What type of cover is installed?

<input type="radio"/> Vented	<input checked="" type="radio"/> Non-Vented
------------------------------	---

Condition of interior fixtures (guide rails, electrical connections, etc.)

<input type="radio"/> Excellent	<input checked="" type="radio"/> Good	<input type="radio"/> Fair	<input type="radio"/> Poor	<input type="radio"/> Immediate Action
---------------------------------	---------------------------------------	----------------------------	----------------------------	--

Is an isolation valve present?

<input type="radio"/> Yes	<input checked="" type="radio"/> No
---------------------------	-------------------------------------

What is the condition of the electrical panel?

Excellent	Good	Fair	Poor	Immediate Action
-----------	------	------	------	------------------

Is the audible alarm present and functioning?

Yes	No	Present, but not tested
-----	----	-------------------------

Is the visible alarm present and functioning?

Yes	No	Present, but not tested
-----	----	-------------------------

Are there any accessibility issues (shrubs, trees, fences)?

Yes, note issues below in observations	No
--	----

Are there any obvious signs of I&I (ie. clearwater flow)?

No signs of I&I	Minor signs of I&I (weeping or trickle)	Major (gushing)
-----------------	---	-----------------

Other Observations, any "Immediate Action" taken should be described:

Repairs needed (if any) and estimated schedule for completion:

Photos should be sent to opadmin@metcom.org with the address of the grinder pump in the subject line. One photo should be taken of each defect or identified action item(s).

St. Mary's County MetCom

6576



Grinder Pump Field Inspection Form

Date of Inspection	1/23/24	Inspector Initials	mm
Inspection Number			
Property Address	16381 THOMAS RD		
Weather Conditions	Rain	Snow	Sunny
			Cloudy

Does MetCom own the grinder pump?

<input checked="" type="radio"/> Yes	<input type="radio"/> No	<input type="radio"/> Unknown, add comments in observations
--------------------------------------	--------------------------	---

What type of pump is this?

<input type="radio"/> Meyers	<input checked="" type="radio"/> Barnes	<input type="radio"/> Retrofit	<input type="radio"/> E1
------------------------------	---	--------------------------------	--------------------------

What is the condition of the vault?

<input type="radio"/> Excellent	<input checked="" type="radio"/> Good	<input type="radio"/> Fair	<input type="radio"/> Poor	<input type="radio"/> Immediate Action
---------------------------------	---------------------------------------	----------------------------	----------------------------	--

What is the condition of the cover?

<input checked="" type="radio"/> Good	<input type="radio"/> Missing	<input type="radio"/> Broken	<input type="radio"/> offset
---------------------------------------	-------------------------------	------------------------------	------------------------------

What type of cover is installed?

<input type="radio"/> Vented	<input checked="" type="radio"/> Non-Vented
------------------------------	---

Condition of interior fixtures (guide rails, electrical connections, etc.)

<input type="radio"/> Excellent	<input checked="" type="radio"/> Good	<input type="radio"/> Fair	<input type="radio"/> Poor	<input type="radio"/> Immediate Action
---------------------------------	---------------------------------------	----------------------------	----------------------------	--

Is an isolation valve present?

<input type="radio"/> Yes	<input checked="" type="radio"/> No
---------------------------	-------------------------------------

What is the condition of the electrical panel?

Excellent	Good	Fair	Poor	Immediate Action
-----------	------	------	------	------------------

Is the audible alarm present and functioning?

Yes	No	Present, but not tested
-----	----	-------------------------

Is the visible alarm present and functioning?

Yes	No	Present, but not tested
-----	----	-------------------------

Are there any accessibility issues (shrubs, trees, fences)?

Yes, note issues below in observations	No
--	----

Are there any obvious signs of I&I (ie. clearwater flow)?

No signs of I&I	Minor signs of I&I (weeping or trickle)	Major (gushing)
-----------------	---	-----------------

Other Observations, any "Immediate Action" taken should be described:

Repairs needed (if any) and estimated schedule for completion:

Photos should be sent to opadmin@metcom.org with the address of the grinder pump in the subject line. One photo should be taken of each defect or identified action item(s).

St. Mary's County MetCom

Grinder Pump Field Inspection Form



Date of Inspection	1/23/24	Inspector Initials	mem
Inspection Number			
Property Address	16384 THOMAS RD		
Weather Conditions	Rain	Snow	Sunny
			Cloudy

Does MetCom own the grinder pump?

<input checked="" type="radio"/> Yes	<input type="radio"/> No	<input type="checkbox"/> Unknown, add comments in observations
--------------------------------------	--------------------------	--

What type of pump is this?

<input type="checkbox"/> Meyers	<input checked="" type="checkbox"/> Barnes	<input type="checkbox"/> Retrofit	<input type="checkbox"/> E1
---------------------------------	--	-----------------------------------	-----------------------------

What is the condition of the vault?

<input type="checkbox"/> Excellent	<input checked="" type="checkbox"/> Good	<input type="checkbox"/> Fair	<input type="checkbox"/> Poor	<input type="checkbox"/> Immediate Action
------------------------------------	--	-------------------------------	-------------------------------	---

What is the condition of the cover?

<input checked="" type="checkbox"/> Good	<input type="checkbox"/> Missing	<input type="checkbox"/> Broken	<input type="checkbox"/> offset
--	----------------------------------	---------------------------------	---------------------------------

What type of cover is installed?

<input type="checkbox"/> Vented	<input checked="" type="checkbox"/> Non-Vented
---------------------------------	--

Condition of interior fixtures (guide rails, electrical connections, etc.)

<input type="checkbox"/> Excellent	<input checked="" type="checkbox"/> Good	<input type="checkbox"/> Fair	<input type="checkbox"/> Poor	<input type="checkbox"/> Immediate Action
------------------------------------	--	-------------------------------	-------------------------------	---

Is an isolation valve present?

<input type="checkbox"/> Yes	<input checked="" type="checkbox"/> No
------------------------------	--

What is the condition of the electrical panel?

Excellent	Good	Fair	Poor	Immediate Action
-----------	------	------	------	------------------

Is the audible alarm present and functioning?

Yes	No	Present, but not tested
-----	----	-------------------------

Is the visible alarm present and functioning?

Yes	No	Present, but not tested
-----	----	-------------------------

Are there any accessibility issues (shrubs, trees, fences)?

Yes, note issues below in observations	No
--	----

Are there any obvious signs of I&I (ie. clearwater flow)?

No signs of I&I	Minor signs of I&I (weeping or trickle)	Major (gushing)
-----------------	---	-----------------

Other Observations, any "Immediate Action" taken should be described:

Repairs needed (if any) and estimated schedule for completion:

Photos should be sent to opadmin@metcom.org with the address of the grinder pump in the subject line. One photo should be taken of each defect or identified action item(s).

6081

WO 31840



St. Mary's County MetCom

Grinder Pump Field Inspection Form

Date of Inspection	1/23/24	Inspector Initials	mm
Inspection Number			
Property Address	16416 THOMAS RD		
Weather Conditions	Rain	Snow	Sunny
			Cloudy

Does MetCom own the grinder pump?

<input checked="" type="radio"/> Yes	<input type="radio"/> No	<input type="radio"/> Unknown, add comments in observations
--------------------------------------	--------------------------	---

What type of pump is this?

<input type="radio"/> Meyers	<input checked="" type="radio"/> Barnes	<input type="radio"/> Retrofit	<input type="radio"/> E1
------------------------------	---	--------------------------------	--------------------------

What is the condition of the vault?

<input type="radio"/> Excellent	<input checked="" type="radio"/> Good	<input type="radio"/> Fair	<input type="radio"/> Poor	<input type="radio"/> Immediate Action
---------------------------------	---------------------------------------	----------------------------	----------------------------	--

What is the condition of the cover?

<input checked="" type="radio"/> Good	<input type="radio"/> Missing	<input type="radio"/> Broken	<input type="radio"/> offset
---------------------------------------	-------------------------------	------------------------------	------------------------------

What type of cover is installed?

<input type="radio"/> Vented	<input checked="" type="radio"/> Non-Vented
------------------------------	---

Condition of interior fixtures (guide rails, electrical connections, etc.)

<input type="radio"/> Excellent	<input checked="" type="radio"/> Good	<input type="radio"/> Fair	<input type="radio"/> Poor	<input type="radio"/> Immediate Action
---------------------------------	---------------------------------------	----------------------------	----------------------------	--

Is an isolation valve present?

<input type="radio"/> Yes	<input checked="" type="radio"/> No
---------------------------	-------------------------------------

What is the condition of the electrical panel?

Excellent	Good	Fair	Poor	Immediate Action
-----------	------	------	------	------------------

Is the audible alarm present and functioning?

Yes	No	Present, but not tested
-----	----	-------------------------

Is the visible alarm present and functioning?

Yes	No	Present, but not tested
-----	----	-------------------------

Are there any accessibility issues (shrubs, trees, fences)?

Yes, note issues below in observations	No
--	----

Are there any obvious signs of I&I (ie. clearwater flow)?

No signs of I&I	Minor signs of I&I (weeping or trickle)	Major (gushing)
-----------------	---	-----------------

Other Observations, any "Immediate Action" taken should be described:

Repairs needed (if any) and estimated schedule for completion:

NEEDS A RISE

Photos should be sent to opadmin@metcom.org with the address of the grinder pump in the subject line. One photo should be taken of each defect or identified action item(s).