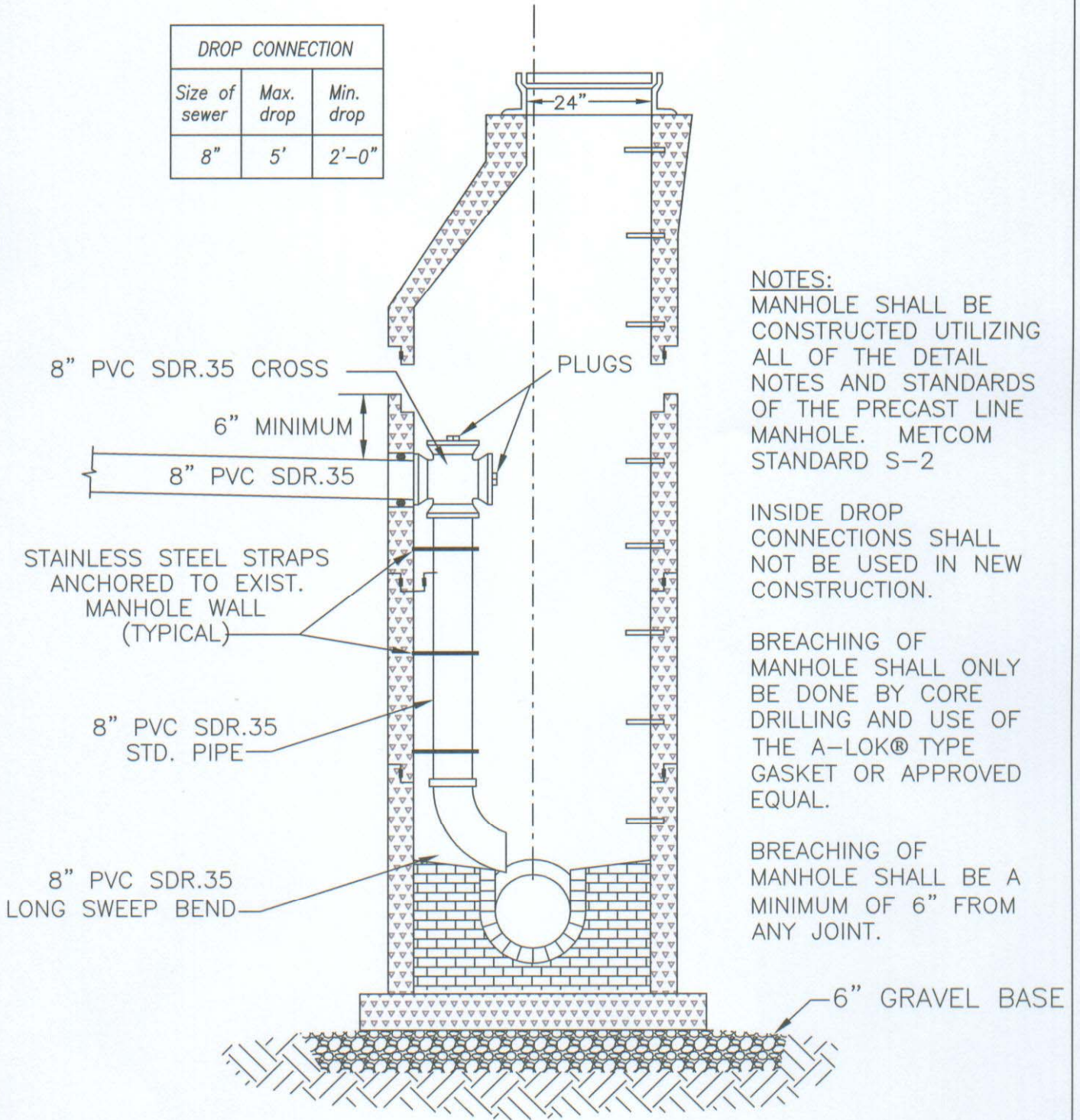


DROP CONNECTION		
Size of sewer	Max. drop	Min. drop
8"	5'	2'-0"





NOTES:
 MANHOLE SHALL BE CONSTRUCTED UTILIZING ALL OF THE DETAIL NOTES AND STANDARDS OF THE PRECAST LINE MANHOLE. METCOM STANDARD S-2

INSIDE DROP CONNECTIONS SHALL NOT BE USED IN NEW CONSTRUCTION.

BREACHING OF MANHOLE SHALL ONLY BE DONE BY CORE DRILLING AND USE OF THE A-LOK® TYPE GASKET OR APPROVED EQUAL.

BREACHING OF MANHOLE SHALL BE A MINIMUM OF 6" FROM ANY JOINT.



APPROVED

 C. I. FREDERICK JR., P.E.
 CHIEF ENGINEER
 DATE: 7/1/09

REVISIONS	
DATE	INITIALS
6/18/09	J.E.C.

**ST. MARY'S COUNTY
 METROPOLITAN COMMISSION
 STANDARDS FOR PUBLIC WATER, SEWER
 AND INCIDENTAL STRUCTURES**

**INSIDE DROP FOR
 EXISTING MANHOLE**

STANDARD NO. S-3